

Energy Elevator

Deal In Manufacturing

- MRL Lift
- Passenger Lift
- Capsule Lift
- Hospital Lift
- Glass-Lift
- Hydraulic Lift
- Dumbwaiter Lift
- Car Lift
- Goods Lift
- Escalators & Controller





ABOUT US

ENERGY ELEVATOR was established with a vision to offer world class Material Handling Equipment Range from car lifts, scissor lifts, goods lifts, industrial lifts all over India. From the time of its inception, the company has focused on technology and innovation, in order to offer cutting edge technology products to its dedicated client base. Over the years, we have also built an all inclusive infra structural facility that comprises modern technology in the installation of Lifts and Elevators.

PRODUCT PORTFOLIO

We are one of the prominent manufacturers suppliers and installers of a wide range of Industrial/Commercial/Residential/Institutional Material Handling Equipment. The comprehensive range offered by us comprises Automatic Elevators: Passenger Elevators, Glass Elevators, MRL Elevators, Capsule Elevators, Hospital Elevators and Manual Elevators : Passenger Elevators, Dumbwaiter and other material handling equipments.

We fabricate and install our range by making use of superior quality raw materials and advanced technology. This ensures the impeccable quality and matchless performance of the range of products offered by us. Our array of products is well reckoned in the industry for the following salient features:

- Superior quality
- Matchless performance
- Corrosion and abrasion resistance
- High tensile strength
- Long lasting durability

OUR TEAM

Our team at **ENERGY ELEVATOR** forms the core strength of our organization. Our team comprises procurement specialists, engineers, labourers, quality analysts and packaging professionals and sales & marketing personnel. All the team members have their individual responsibility and possess years of experience in the domain. The team works in complete synchronization to completely comprehend client requirements and offer them with impeccable quality product range.

QUALITY ASSURANCES

We have always stood for impeccable quality products in the industry. Our organization is equipped with all the necessary requirements to assure matchless quality to our clients. We have with us a team of highly experienced quality analysts, who ensure the optimum quality of our entire product array. They keep a vigilant eye on the entire production process starting from procurement to final delivery. At every stage the check if the processes abide by the quality requirements, and further they also test the range on various parameters after the final production.

CUSTOMER SATISFACTION

Over the years we have managed to gain a huge client base spread across India owing to our undivided focus on client satisfaction. To attain complete client satisfaction, we ensure impeccable quality of our product range, along with customization and timely deliveries. Further, we facilitate our clients with easy payment modes and transparent business transactions. This has helped us garner immense client trust and has helped us be the favorite choice of our clients.

PASSENGER ELEVATORS

ENERGY ELEVATOR with advanced technology in vertical transportation. it provides comftable hi- speed with elegant looks in quick and mode for vertical movement in high rise buildings and provides state of that art elevator technology. **ENERGY ELEVATOR** great emphasis on safety and the need to maintain disruption jerk free movement of passangers. **ENERGY ELEVATOR** are available in various passanger capacities, speed and compatible function features and interiors to choose from.

Optional Functions

- Voice announcement (any language)
- Car LCD display with messages
- Duplex control
- Hand rail in car
- Time & temperature display
- Group supervision function
- VIP service (for elevator group)
- Closed loop system to monitor performance
- Deecation of stuck hall button to skip landing
- Parking system
- Car Call cancellation system
- Automated monitoring system with potential free contact
- Automatic Rescue Device (Slow speed/high speed)
- Full collection system
- Overload portection with display and buzzer
- In between landing call bypass on full load
- Intercom facility
- Lift out of order display
- Touch screen

Standard Functions

- Down collective control
- VVVF Drive
- Self diagnosis of breakdown
- Emergency light
- Automatic leveling with ground on power restoration
- Attend operation for non stop destination landing
- Floor position and direction indicator in car and landings
- Direction change function in attend mode independent operation
- Emergency alarm
- Door open announcement system
- Home landing

Energy Elevator



Standard Dimensions for Auto Door Elevator

No. of Passenger	Lpad Kg.	Car (A) width (mm.)	Car (B) depth (mm.)	Shiaft (C) width (mm.)	Shiaft (D) depth (mm.)	Opening (E) (mm.)	M/c room (F) width (mm.)	M/croom (G) depth (mm.)	M/croom (H) width (mm.)	Pit (I) depth (mm.)	owerhead (J) (mm.)
6	408	1100	1000	1800	1600	700	3300	4100	2750	1500	4250
8	544	1100	1100	1800	1800	800	3300	4300	2750	1500	4250
10	680	1350	1100	1900	2000	800	3400	4500	2750	1500	4250
13	884	2000	1300	2500	1800	900	4000	4300	2750	1500	4250
15	1053	2000	1300	2500	2000	1000	4000	4500	2750	1500	4250
20	1360	2000	1550	2500	2300	1000	4000	4800	2750	1500	4250
24	1532	2150	1650	2700	2400	1200	4200	4900	2750	1500	4250

Energy Elevator



Hospital Elevators

Hospital elevators are primarily for vertical movement of stretchers and patients made with great workmanship and trouble free performance. This elevator comes in various capacities for stretcher and patient which require 100% jerk free, related critical care equipment, hospital staff. These elevators are designed to meet very high standards of safety in hospitals, nursing homes and other health care center.

Optional Functions

- Voice announcement (any language)
- Car LCD display with messages
- Duplex control
- Hand rail in car
- Time & temperature display
- Group supervision function
- VIP service (for elevator group)
- Traffic regulation (group elevator group)
- Closed loop system to monitor performance
- Detection of stuck hall button to skip landing
- Advance detection of floor before landing
- Parking system
- Car Call cancellation system
- Automated monitoring system with potential free contact
- Automatic Rescue Device (Slow speed/high speed)
- Full collection system
- Overload protection with display and buzzer
- In between landing call bypass on full load
- Intercom facility
- Lift out of order display
- Touch screen

Standard Functions

- Voice announcement (any language)
- Car LCD display with messages
- Duplex control
- Group supervision function
- VIP service (for elevator group)
- Traffic regulation (group elevator group)
- Closed loop system to monitor performance
- Detection of stuck hall button to skip landing
- Advance detection of floor before landing



Standard Dimensions Stretcher Elevator

No. of Passenger	Load Kg.	Car (A) Width (mm.)	Car (B) depth (mm.)	Shaft (C) width (mm.)	Shaft (D) depth (mm.)	Opening (E) (mm.)	M/c Room (F) width (mm.)	M/c Room (G) depth (mm.)	M/c Room (H) Height (mm.)	Pit (I) depth (mm.)	overhead (J) (mm.)
15	1020	1000	2400	1800	3000	800	3300	5500	2750	1500	4500
20	1360	1300	2400	2200	3000	1200	3700	5500	2750	1500	4500
26	1768	1600	2400	2400	3000	1200	3900	5500	2750	1500	4500

Freight / Goods Elevators

goods elevators is a tough product designed to meet the rough and tough vertical movement of heavy industrial goods, containers and any material in manufacturing and service industry. These elevators are designed with heavy duty and durable components to meet heavy load and varying capacities. We specialize in vertical movement of goods elevator with more than one ton and it can withstand the daily rigors of vertical transportation of heavy loads with ease, noise free and smoothness.

- > Voice announcement (any language)
- > Car LCD display with messages
- > Duplex control
- > Hand rail in car
- > Time & temperature display
- > Group supervision function
- > VIP service (for elevator group)
- > Closed loop system to monitor performance
- > Detection of stuck hall button to skip landing
- > Parking system
- > Car Call cancellation system
- > Automated monitoring system with potential free contact
- > Automatic Rescue Device (Slow speed/high speed)
- > Full collection system
- > Overload protection with display and buzzer
- > In between landing call bypass on full load
- > Intercom facility
- > Lift out of order display
- > Touch screen

- > Down collective control
- > VWF Drive
- > Self diagnosis of breakdown
- > Emergency light
- > Automatic leveling with ground on power restoration
- > Attend operation for non stop destination landing
- > Floor position and direction indicator in car and landings
- > Arrival
- > Lift out of order display
- > Terminal approach slowdown for safety
- > Final Limit protection
- > Direction change function in attend mode
- > Independent operation
- > Emergency alarm
- > Door open announcement system
- > Home landing

Energy Elevator



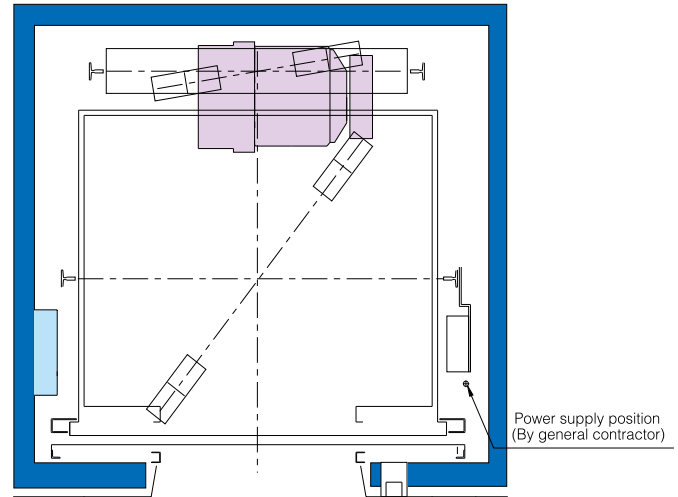
Standard Dimensions for Goods Elevator

Load Kg.	Car (A) width (mm.)	Car (B) depth (mm.)	Shaft (C) width (mm.)	Shaft (D) depth (mm.)	Opening (E) (mm.)	M/c room (F) width (mm.)	M/c room (G) depth (mm.)	M/c room (H) height (mm.)	Pit (I) depth (mm.)	overhead (J) (mm.)
500	1100	1200	1900	1900	1100	3400	4000	2750	1500	4500
800	1200	1700	2000	2000	1100	3500	4800	2750	1500	4500
1000	1400	1800	2300	2300	1400	3800	4600	2750	1500	4500
1500	1700	2000	2600	2600	1700	4100	4800	2750	1500	4500
2000	1700	2500	2600	2600	1700	4100	5300	2750	1500	4500
2500	2000	2500	2900	2900	1700	4400	5300	2750	1500	4500
3000	2000	3000	2900	2900	2000	4400	5800	2750	1500	4500
4000	2500	3000	3400	3400	2500	4500	5800	2750	1500	4500
5000	2500	3600	3400	3400	2500	4500	6400	2750	1500	4500

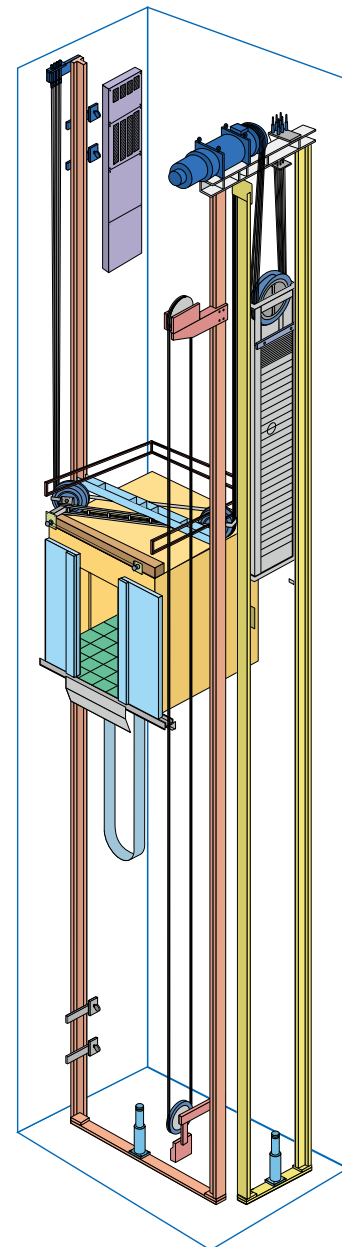
Energy Elevator

Machine Room Less (MRL) ELEVATORS

Energy Elevator range of MRL Elevators is lighter and more efficient than the conventional traction motor available. It is capable of providing very high peak efficiency and speed of 1mps. MRL elevators are installed at the building where client want to avoid machine room height exceeding the by-laws structure height of the building or the client is interested in terrace opening. This technology is used in passenger, hospital, capsule elevators. These products are developed with the help of the best available technology and effective materials. Available in 4-50 passenger.



Topay



Energy Elevator

Features

- Load capacity between 50 to 250 kgd in increment of 50 kgs
- Speed : Standard 0.25 MPS
- Drive Unit : Traction Drive, High quality reduction worm gear coupled with motor and magnetic disc brake and hand wheel
- Cabin : SS/MS centered suspension, gaided on both sides, fitted with removable shelf and without door
- Landing door : SS/MS, Centered suspension, guided on both sides, fitted with removalbe shelf and without door
- Landing door : SS/MS, Bi-parting vertical opening
- Contorl
- 24Volt in all puch buttons
- Call Despach on each landing
- Arrival buzzer and call signal
- Position indicator on each landing
- Over current protection
- Call and send function
- Half curtain infra red door safety in auto door



Dumbwaiter Elevators

Dumbwaiter is the food elevator specially designed for the hospitality sector where it is used to transport food, crockery, etc. from the kitchen to different floors hygienically. This elevator also bears **ENERGY ELEVATOR** stamp of quality in the concept, design, production and performance.

Standard Dimensions for Dumb Waiters

Load kg.	Car Dim (mm)			Shaft Dim (mm)		Entrance (mm)	Machine Room Dim (mm)			Over Head (mm)	Pit Depth (mm)
	Width	Depth	Height	Width	Depth						
100	700	700	800	1200	900	700	1200	1150	1200	4400	750
150	800	800	900	1300	1000	800	1300	1150	1200	4400	750
200	900	900	1000	1400	1100	900	1400	1150	1200	4400	750
250	1000	1000	1200	1500	1200	1000	1500	1150	1200	4400	750

Energy Elevator

ELEVATOR CONTROLLER



Less Space
Less Energy
More Flexibility

MRL ELEVATOR

Machine Roomless Elevator

Brings you a revolutionary concept in the field of elevators to give you absolute freedom in designing MRL-Machine Room Less Elevators Our Exclusive Machine room less elevators brings aesthetic enhancements for you structure.

Advantage

- Latest Technology in The World
- Smoothest Travel
- Absoulte Freedom in Building Designs
- Substantial Saving On Electricity Cost
- Save The Construction Cost
- More Safe

Effective and Energy-saving


Green environmental protection



Space-saving



Low noise



MRL Gearless Machine Capacity
06 to 20 Passenger

Car Parking Elevators

Energy Elevator is specially designed for the movement between the floors carrying vehicle elevators for motorcycles, cars, vans and other commercial vehicles. We offer both manual and by parting solutions to match the individual requirements of your project. Making the correct selections of size, capacity, speed, power system and door arrangement elevators for vehicles.



Standard Dimensions for Automobile Elevator

Capacity (Kgs.)	Shaft Size (mm.)		Car Size (mm.)			Entrance (mm.)		Machine Room (mm.)		Pit Depth (mm.)	Over Head (mm.)
	Width	Depth	Width	Depth	Height	Width	Height	Width	Depth		
2500	3500	6000	2600	5266	2300	2300	2100	4000	6000	1500	5000
3000	3900	6000	3000	5266	2300	2300	2100	4000	6000	1500	5000

Energy Elevator

TYPES OF DOORS




Telescopic Manual Doors




Center Opening Doors



Imperforated Door



Door With Glass Vision Panel



Chanal Gate



M.S. Powder Coating

Energy Elevator

HYDRAULIC ELEVATOR

With the specialized hydraulic machine designed, there is no machine room needed. The innovative design is integrated with the modernization, humanization, as well as advanced technology and is well fitted in the houses, business buildings, schools, factories etc. In addition, there would be more free space available for the architecture design. By getting rid of the constraint of traditional machine room design, it would significantly decrease the construction cost and machine room maintenance expenses. It is available in different specifications.

TYPES OF CABINS



Energy Elevator Capsule Elevators

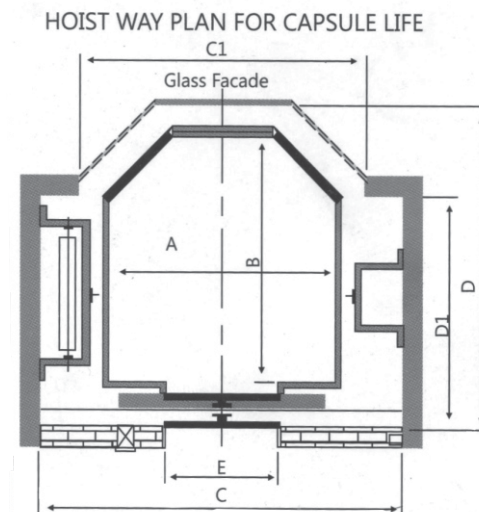
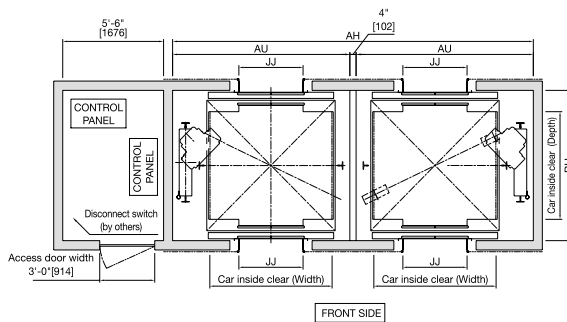


Keeping in mind with on-going market trends, we design, fabricate and install Capsule Elevators. These elegantly designed lifts are widely used in corporate houses, hotels, show rooms, private bungalows and other commercial establishments for vertical transportation. Our lifts are fabricated using high grade stainless steel and glass. They can be made as per the specifications of the clients in half round imported toughened glass and full round imported toughened glass. Following are some other details of the lifts.

Well furnished interiors Round toughened glass as per the demand Blends well in any modern settings Smooth, jerk-free rides Panoramic view Size as per the clients demand and architectural sizes.



Capsule Elevators





Energy Elevator

Deals In Manufacture :- MRL Lifts, Passenger Lift, Hospital Lift, Glass-Lift, Hydraulic Lift, Dumbwaiter Lift, Goods Lift & Controller

**Plot No: 18-A, Ground Floor, Sethi Enclave, Part-1, Mohan Garden,
Uttam Nagar, New Delhi-110059**

+ 91 8447946809, 8920385361

Email: energyelevator2016@yahoo.com

Website : www.energyelevator.com